

The plan of the seance

- **The text**
- **Activitys**
- **Keep in mind**

- **The text:**

Chelsea's Future Prospects.



I am planning to be a successful businesswoman. By the time I am 30, I hope I will have started my own business. Right now, I am studying marketing and management. I am doing well at school and I'd love to be able to do well professionally as well.

I plan to open a music store that will keep up with both the latest and traditional styles of music. My store will have great music and lighting. I will make sure to hire clever and dynamic shop assistants who can inform people about singers and the different styles of music.

Clients will themselves choose their music by using headphones for listening to their favourite singers.

Then, they will just help themselves by putting the corresponding price of the CD Rom into a machine. In that way, it will not be necessary to employ too many shop assistants.

Another thing I am considering is to create a mail- order business. People will order their favourite CDs through a store catalog we will have designed

according to the latest trends. Well, I like the idea of opening a music store ... I hope I will have achieved my project by 2015!

I will certainly enjoy myself being the manager of such a store.

• **Activity's:**

Activity 1 :

Are these statements true or false?

Correct the wrong ones.

-
1. Chelsea is studying in a business school.
.....
 2. She has good results at school.
.....
 3. She has a successful professional life.
.....
 4. She intends to sell music equipment.
.....
 5. Shop-assistants' main role will be to serve clients.
.....
 6. She intends to sell CDs by correspondence.
.....
 7. She is thinking of introducing a self-service system in her music store.
.....
 8. She expects to fulfill her project by the time she is in her thirties.
.....

Activity 2 :

Read again the text and find out what Chelsea is doing now and what she will have done by 2015.

.2015

Fill in the blanks with the right form of the verbs in the box :

.....
**study – achieve – start – plan – hope – create – do
– design – hope – plan**

Now	By 2015
1. Chelsea to be a successful businesswoman. 2. She marketing and management. 3. She well at school. 4. She to open a music store. 5. She 7. She is considering the idea to a mail- order business. 9. she	6. She her own business by the age of 30. 8. She a store catalog. 10. She her project by the year 2015.

Activity 3 :

Match each sentence with the appropriate picture.


1. The boys will have learned to ride a bicycle by the end of the week.



2. The students will have written their assignment by the end of the afternoon.



3. They will have launched a new model of sport car by 2008.



4. The boys will have crossed the lake before noon.



5. Kamel will have graduated by the end of June.




6. Mr Thomas will have checked the research project before the meeting.



7. The alpinist will have reached the top of the mountain by 10 a.m .



8. The chemist will have analyzed the juice by the end of the morning.



9. The secretary will have typed the report by 4 P.M .



10. The tourists will have visited the Irish village by the end of the afternoon.



Activity 4 :

A) Match the two parts of each sentence.

" B " " A "

A	B
1. By 2007, I will have saved	a. the roof of the garage by the end of the summer.
2. By 2008, I will have worked	b. enough money to buy a car.
3. She will have graduated from University	c. for the company for ten years.
4. They will have repaired	d. by the time her father retires.

B) Now, rewrite the full sentences.

1.
2.
3.
4.

Activity 5 :


Look at the example and complete the sentences about Bob's future projects.

Example:

By 2008, Bob (take) will have taken his A level.



1. By 2013, he (study) management at Cambridge University.



2. By 2014, he (graduate) from University.



3. By 2015, he (apply) for a job in a business company.



4. By 2016, he (buy) the car of his dreams.



5. By 2022, he (start) his own company.



Activity 6 :

The school advisor asks three teenagers about their future plans.
Look at his notes and complete the sentences below.



Brian

- finish high school
- graduate from the high school for pilots.
- get a job in an airline company.

1. By 2020, I will have finished.....
.....
.....



Nora

- pass my baccalaureate
- go to medical school.
- do medical research
- discover a cure for cancer.

By 2020, I
.....
.....
.....
.....



Leila

- graduate
- study English and beauty care.
- visit my brother in the USA.
- open my own beauty center.

By 2020, I
.....
.....
.....
.....

Activity 7 :

A- Study the following chart.

Subject	Personal Pronouns	Reflexive Pronouns
I You He She It You We They	me you him her it you us them	myself yourself (one person) himself herself itself yourselves (2 or more people) ourselves themselves

B) Complete the sentences with the appropriate reflexive pronoun

:


1. I enjoyed
.....



2. Did you enjoy
..... ?



3. She enjoyed ...



4. He enjoyed
.....

5. It enjoyed
.....



6. Did you enjoy
..... ?





7. We enjoyed
8. They enjoyed

Activity 8 :

A-Complete the sentences with the correct reflexive pronoun.

reflexive pronoun :

Example:

Students are helping themselves
at the University refectory.



- a. Mrs Smith is looking at in the mirror.
- b. John is registering at the school reception.
- c. Mrs Robert and her little daughter are looking at in the bathroom mirror.
- d. Bob tripped over as he was running in the park.
- e. Mother has just cooked some cakes and Mary is helping
- f. The baby fell off the bed and hurt
- g. The accused is defending
- h. She is proud of

B) Now write each sentence in front of the appropriate picture.

a)
.....



b)
.....



c)
.....



d)
.....




e)
.....



f)
.....



g)
.....




h)
.....



Activity 9 :

Look at the example:

I transported the books to the library **myself**.
I **myself** transported the books to the library.



A) Complete each sentence in the same way.

1. She cleans the counter every day.
She cleans the counter everyday.
2. It's nice, isn't it? I did it for Christmas.
I did it for Christmas.
3. He is ironing the clothes
He is ironing the clothes.

4. She is cutting the roses
She is cutting the roses.

5. The kids are doing the washing-up
The kids are doing the washing up.

B) Write each sentence corresponding to each picture.



a)
.....

b)
.....



c)
.....



d)
.....



e)
.....

Activity 10 :

A- Check your punctuation.

punctuation :

Complete the following rules with the right names in the list:

**brackets - capital letter - comma - full stop –
inverted commas.**

1.

.

 A shows the end of a sentence and is also used after initials (P.J.Smith) and abbreviations (etc).

2.

,

 shows a short pause that separates parts of a sentence.

3.

“ ”

 show words that are spoken (direct speech). They are also used around titles of books or films or a nickname.

4.

()

show extra information or an explanation which is not considered essential.

5.

A
B
C

 are used for the first letter, a name, a country, nationality or language, days of the week, months.

**B) Supply punctuation and capital letters
where necessary.**

capital letters punctuation :

1. all residential centers offer full board breakfast lunch dinner except for green house in cambridge.
 2. mr. williams said: the meeting is on monday at 5 p.m
-
.....
.....

Activity 11 :

Learn the following verbs used with reflexive pronouns.

1. amuse oneself
2. be proud of oneself
3. behave oneself
4. blame oneself
5. cut oneself
6. enjoy oneself
7. help oneself
8. hurt oneself
9. introduce oneself
10. look after oneself
11. look at oneself
12. pride oneself on
13. take care of oneself

Activity 12 :

What do you hope you will have accomplished in the next few years?

.....
.....
.....
.....
.....

Activity 13 :

Translate into Arabic.

I hope I will have achieved my project by 2015.

.....
.....
.....

- **Keep in Mind:**

Use	Examples
Use a reflexive pronoun when the subject and object of a sentence are the same person . She and herself : the same person.	Subject = object 1. She looked at herself in the mirror.
Use a reflexive pronoun to emphasize a noun.	2. I faxed the document to the office myself . or : I myself faxed the document to the office

Singular

myself
 yourself
 herself
 himself
 itself
 oneself

Plural

ourselves
 yourselves
 themselves

Use	Examples
Use the Future Perfect to talk about an event in the future that will happen before another event or a state that will already be in progress when an event takes place.	By the time you get there, <u>I will have faxed</u> the documents.
Use by + <u>time expression</u>	<u>By the time</u> she stops working, he <u>will have studied</u> at university for 2 years.

Form

Affirmative statements:

Subject + **will have + past participle**

Interrogative statements:

Will + subject + have + past participle?

Negative statements:

Subject + **will not + have + past participle**